



## Kindergarten Stationery Kits








Dear Parents,









We are sharing with you Stationery Kits for your child for the upcoming academic year, 2022/23. In line with this, we are requesting and suggesting the following:

- Ensure that your child's stationery/equipment/clothing is clearly labeled - we are suggesting <https://www.essmak.com/> They create durable and washable labels for children. **Please note that we will require you to label your child's equipment and clothing, Essmak is a suggestion and you are welcome to explore other options.**
- We are also suggesting that you buy some durable ziplock bags - labeled with your child's name to keep his/her belongings safe.
- Each child will be assigned a cubby and all equipment will be stored in there.
- Please ensure that your child is equipped with a **backpack** that can be worn over both shoulders. For safety reasons we do not allow children to have trolley bags.

<p>1x basket/container to organize all your child's stationery/materials in</p> <p>- stationery will stay in one class in your child's cubby. For health purposes, students will not be able to share stationery.</p> <p><b>Dimensions:</b> 40cm by 25 cm</p>	 <p><b>Dimensions:</b> 40cm by 25 cm</p> <p>1</p>
---	---

<sup>1</sup> The vast majority of images of products are taken from the website for online stationery shopping: <https://homiez.me/en/>  
Online stationery shopping can also be done at  
<https://www.luluhypermarket.com/en-bh/stationery-home-living/c/HY00214870>  
<https://www.istationery.com/>

<p>1 Pencil case</p>		<p>1 Construction paper, (A4), 50 sheets, Assorted Colors (x1 per quarter)</p>	
<p>HB pencils a pack of x3 per quarter.</p> <p><b>TRIPOD</b></p> <p>(KG 1 - Gr. 1)</p>		<p>We suggest and prefer <b>tripod pencils</b> - they are 3-sided and a great tool for developing a good pencil grip.</p> <p>Alternatively, you can purchase normal pencils and then buy <b>pencil grips</b>. Stationary stores stock different types of pencil grips. You and your child can decide what works best for you.</p>	
<p>1 Box crayons per quarter.</p> <p>(N - KG 2)</p> <p><b>TRIPOD</b></p>		<p>Similarly to the pencils, we also suggest that you invest in <b>tripod crayons</b> to support the development of a good pencil grip.</p>	
<p>1 Box of Faber Castell colour pencils per quarter.</p> <p><b>TRIPOD</b></p> <p>(KG 1 - KG 2 only)</p>		<p>Similarly to the pencils, we also suggest that you invest in tripod colouring pencils to support the development of a good pencil grip.</p>	
<p>Play Dough</p> <p>(N - KG. 2)</p>	 <p>Purchase at least 2 colours. Please store this in an airtight container or ziplock back - <b>clearly labeled with your child's name.</b></p>	<p><b>OR MAKE YOUR OWN:</b> Here is a tried and tested recipe:</p> <p><b>Ingredients</b></p> <ul style="list-style-type: none"> <li>1 cup of flour</li> <li>¼ cup of salt</li> <li>¾ cup of water</li> <li>1 tablespoon vegetable oil</li> <li>Food colouring of your choice</li> </ul> <p><b>Instructions</b></p> <ol style="list-style-type: none"> <li>1. Add water and oil to a non stick pot and heat on medium heat</li> <li>2. Add food colouring</li> <li>3. In a mixing bowl, combine the flour and salt</li> <li>4. Continuously stir until the ingredients combine, dry out and begin to form a ball. If mixture is sticky just add more flour until the play-dough does not stick to your fingers</li> <li>5. Put play-dough in an airtight container/sandwich bag to prevent it from becoming dry - <b>label it with your child's name.</b></li> </ol>	

<p>5 Large Glue Sticks per quarter.</p>		<p>1 Small whiteboard</p>	
<p>Whiteboard markers, with a whiteboard eraser</p>		<p>1 Scissors (small/<b>age appropriate</b>)</p> <p>If your child is <b>left-handed</b>, please make sure that your purchase left handed scissors for them. Al Manar Bookstores have them in stock.</p>	
<p>2x A4 Pocket Portfolios –Library/Student Organizer &amp; Leveled Readers</p>		<p>3 Folders - Challenges/Arabic Subjects/English Subjects</p>	
<p>1 A packet of Insert Plastic sheets for files</p>		<p>1 packet of highlighters</p>	

We look forward to a year full of many learning experiences.

Ms. Antoinette  
**ES Asst. / KG Principal**